

# PCM610 Differential Pressure Transmitter

## Features

- 316L stainless steel diaphragm structure
- Differential pressure measurement
- Easy to install
- Zero and full scale span adjustable externally
- Short circuit protection and reverse polarity protection
- Excellent shock resistance, vibration resistance and electromagnetic compatibility resistance
- Customization available

## Applications

- Equipment support
- Scientific experiment
- Precision instrument
- Water supply and drainage
- Power plant differential pressure
- Flow

### Notes:

- 1 Do not touch the diaphragm with hard objects, which may cause damage to the diaphragm.
- 2 It is recommended to install three-valve manifold when using this product.
- 3 Please read the Instruction Manual of the product carefully before installation and check the relevant information of the product.
- 4 Strictly follow the wiring method for wiring, otherwise it may cause product damage or other potential faults.



## Product overview

PCM610 Differential Pressure Transmitter is assembled using an OEM piezoresistive silicon differential pressure sensor filled with oil. The shell is made of stainless steel and has strong corrosion resistance. The two pressure ports are threaded and can be mounted directly on the measuring pipe or connected through the pressure pipe. PCM610 series have standard voltage/current output options, which can be easily installed and used. The products are widely used in the measurement and control of differential pressure, liquid level and flow in process control, aviation, aerospace, automotive, medical equipment, HVAC, etc.

### Notes:

- 1 Do not misuse documentation.
- 2 The information presented in this product sheet is for reference only. Do not use this document as a product installation guide.
- 3 Complete installation, operation, and maintenance information is provided in the instructions of the product.
- 4 Misuse of the product may cause danger or personal injury.

## Performance parameters

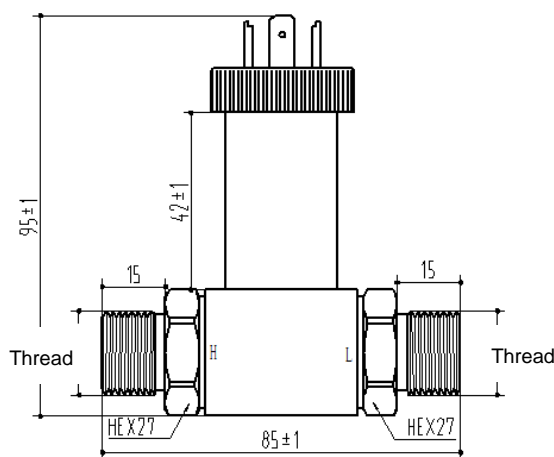
Pressure range	0~10kPa...2.5MPa
Static pressure	20MPa(Max.)
Pressure reference	Differential pressure
Supply & output	4~20mA(16~36VDC) 1~5V, 0~5V(12~36VDC)

### Performance parameters (cont.)

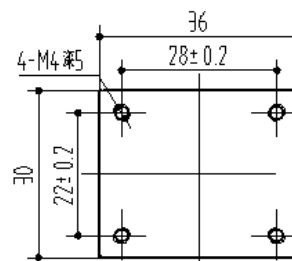
Accuracy	0.5%FS(typ.)
Temp. drift	1.5%FS(@-10℃~70℃)
Response time	1ms(Up to 90%FS)
Service life	$\geq 10 \times 10^6$ pressure cycles
Ambient temp.	-10℃~70℃
Medium temp.	-10℃~70℃
Storage temp.	-40℃~125℃
EMC-interference	IEC 61000-6-3
EMC-immunity	IEC 61000-6-2
Insulation resistance	200M $\Omega$ /250VDC
Shock resistance	100g(11ms)
Protection	IP65
Material	304
Max. mounting torque	25Nm

### Structure

Dimension  
In mm

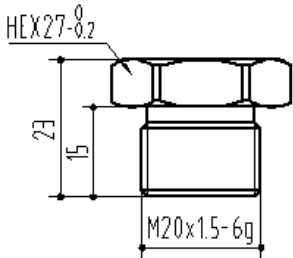
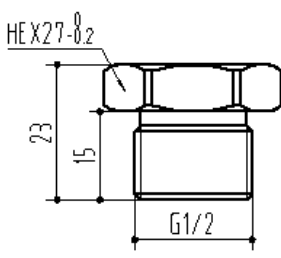
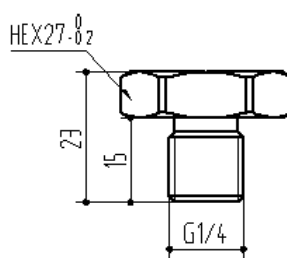


Structure & dimension

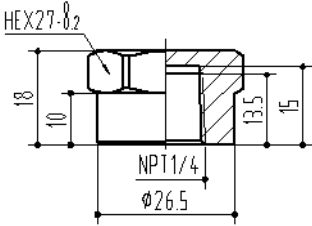
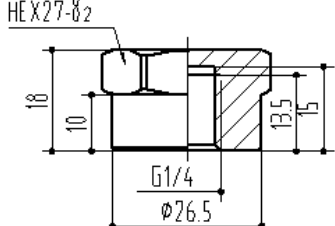
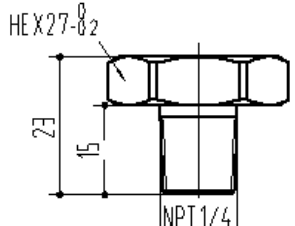
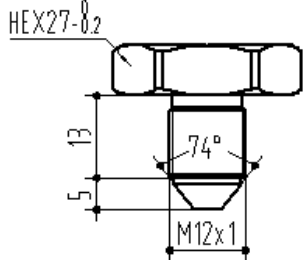
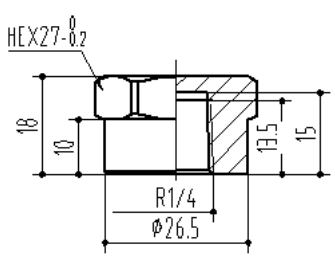


Bottom installation

### Pressure port

Connector code	C1: M20×1.5-6g	C2: G1/2	C3: G1/4
Dimension In mm			
Recommended torque	15~25Nm	15~25Nm	15~25Nm


## Pressure port (cont.)

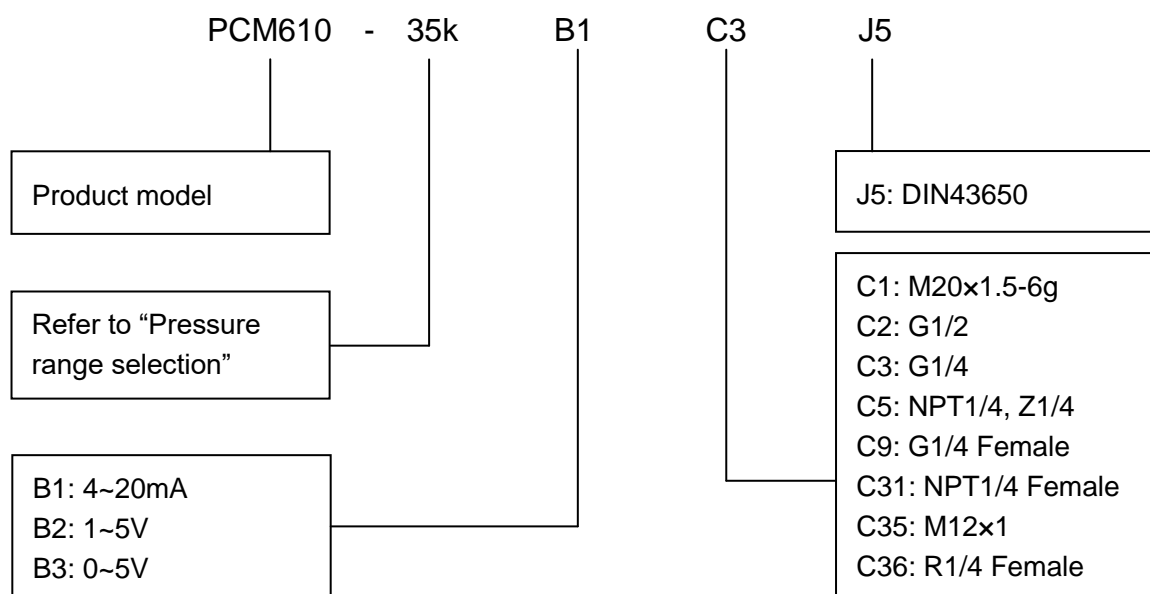
Connector code	C5: NPT1/4, Z1/4	C9: G1/4 Female	C31: NPT1/4 Female
Dimension In mm			
Recommended torque	15~25Nm	15~25Nm	15~25Nm
Connector code	C35: M12x1	C36: R1/4 Female	
Dimension In mm			
Recommended torque	15~25Nm	15~25Nm	

Note: Torque depends on various factors such as material of gasket, supporting materials, lubrication of thread and pressure.

## Pressure range selection

Pressure range code	Pressure range	Positive overpressure	Negative overpressure	Remark
10k	0~10kPa	300%FS	300%FS	
20k	0~20kPa	300%FS	300%FS	
35k	0~35kPa	300%FS	300%FS	
70k	0~70kPa	300%FS	300%FS	
100k	0~100kPa	300%FS	300%FS	
200k	0~200kPa	300%FS	300%FS	
250k	0~250kPa	200%FS	200%FS	
500k	0~500kPa	200%FS	200%FS	
0.6M	0~0.6MPa	200%FS	200%FS	
1M	0~1MPa	200%FS	150%FS	
1.6M	0~1.6MPa	200%FS	150%FS	
2.5M	0~2.5MPa	200%FS	150%FS	

Name	Appearance	Description	Item number
DIN43650		OMAL	100040301013
DIN43650 with cable		OMAL 1.5m	100040301018
LCD display		LCD12	100040100008

**How to order**


Example: PCM610-35kB1C3J5

Refer to product model PCM610, with pressure range 0~35kPa, supply 24V, output signal 4~20mA, pressure port G1/4, electrical connection DIN43650.

**Ordering tips:**

- (1) Ensure compatibility between measured media and contacting part of product.
- (2) For special requirements on the appearance and performance parameters, customization is available.



Wotian reserves the right to make any change in this publication without notice. The information provided is believed to be accurate and reliable as of this product sheet.

## **Contact us**

Nanjing Wotian Technology Co., Ltd.

Add: 5 Wenying Road, Binjiang Development Zone, Nanjing, 211161, China

Sales Manager: Wuzhou Lian

MP: 0086-13998828452

Email: [lianwuzhou@wtsensorus.com](mailto:lianwuzhou@wtsensorus.com)