

PCM340 Non-cavity Flush Pressure Transmitter

Features

- Suitable for measuring the viscous liquid
- Easy to install
- The zero point and full span of the product can be adjusted externally
- Strong anti-vibration capacity
- Good stability

Applications and industries

- Petroleum
- Scientific experiment
- Food
- Equipment matching

Notes:

- 1 Do not misuse documentation.
- 2 Please read the Instruction Manual of the product carefully before installation and check the relevant information of the product.
- 3 Strictly follow the wiring method for wiring, otherwise it may cause product damage or other potential faults.



Product overview

PCM340 Flush Pressure Transmitter adopts the high-precision foil type strain gauge, and non-cavity measuring diaphragm, particularly suitable for measuring fluids with high viscosity. This product adopts the improved and optimized installation structure, which makes the product have the good anti-vibration capacity. It is equipped with a variety of characteristic amplifying circuits, such as anti-interference, high-temperature resistant type, intrinsically safe explosion-proof type etc., which makes the modified product suitable for oil field, food and many other measurement control situations.

Notes:

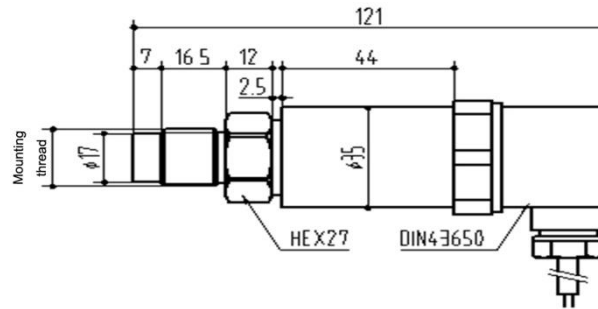
- 1 Do not misuse documentation.
- 2 The information presented in this product sheet is for reference only. Do not use this document as a product installation guide.
- 3 Complete installation, operation, and maintenance information is provided in the instructions of the product.
- 4 Misuse of the product may cause danger or personal injury.

Performance parameters

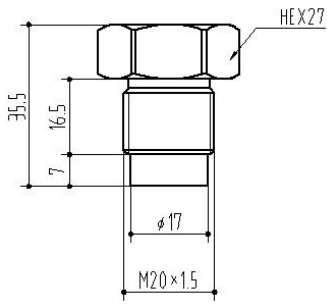
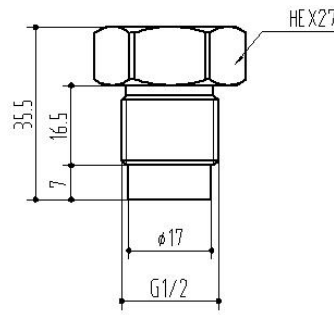
Pressure range	0~1.6MPa...150MPa
Pressure reference	Gauge pressure
Supply & output	4~20mA, 1~5V, 0~5V (9~30VDC) 0~10V (12~30VDC)
Accuracy	±0.5%FS(typ.)
Operating temp.	-40℃~85℃ and -40℃~120℃ options
Compensated temp.	0℃~70℃ and -20℃~85℃ options
Storage temp.	-40℃~125℃
Zero temp. error	±0.5%FS/10℃
Full span temp. error	±0.5%FS/10℃
Overpressure	135%FS (Pressure range≤15MPa); 120%FS (Pressure range≥15MPa)
Burst pressure	200%FS (Pressure range≤10MPa); 150%FS (Pressure range≥10MPa)
Load capacity	≥[(supply voltage-6.5V)/0.02A]Ω
Mechanical life	≥5000000 pressure cycles
Insulation resistance	≥500MΩ/1000VDC
Long-term stability	±0.25%FS/year
Medium compatibility	Liquids or gases compatible with stainless steel 17-4PH

Appearance structure

Dimension
In mm



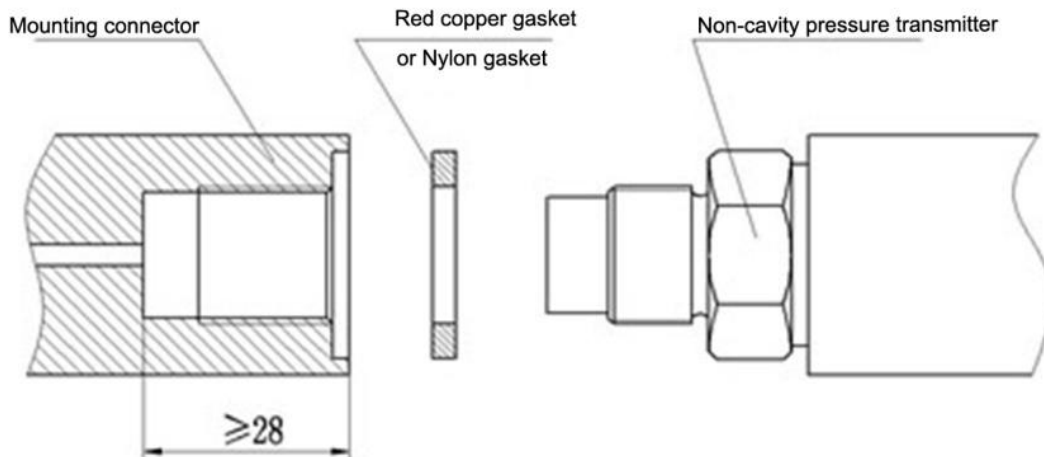
Pressure connection

Thread code	C1: M20×1.5-6g	C2: G1/2
Dimension In mm		
Recommended torque	15~25Nm	15~25Nm

Note: The torque depends on all kinds of factors, such as gasket material, kitting material, thread lubrication and pressure.

Pressure range selection

Pressure range code	Pressure range	Overpressure	Burst pressure	NOTES
1.6MS	1.6MPa	135%FS	200%FS	
2.5MS	2.5MPa	135%FS	200%FS	
4MS	4MPa	135%FS	200%FS	
6MS	6MPa	135%FS	200%FS	
10MS	10MPa	135%FS	200%FS	
16MS	16MPa	120%FS	150%FS	
25MS	25MPa	120%FS	150%FS	
40MS	40MPa	120%FS	150%FS	
60MS	60MPa	120%FS	150%FS	
100MS	100MPa	120%FS	150%FS	
150MS	150MPa	120%FS	150%FS	


Installation suggestion:

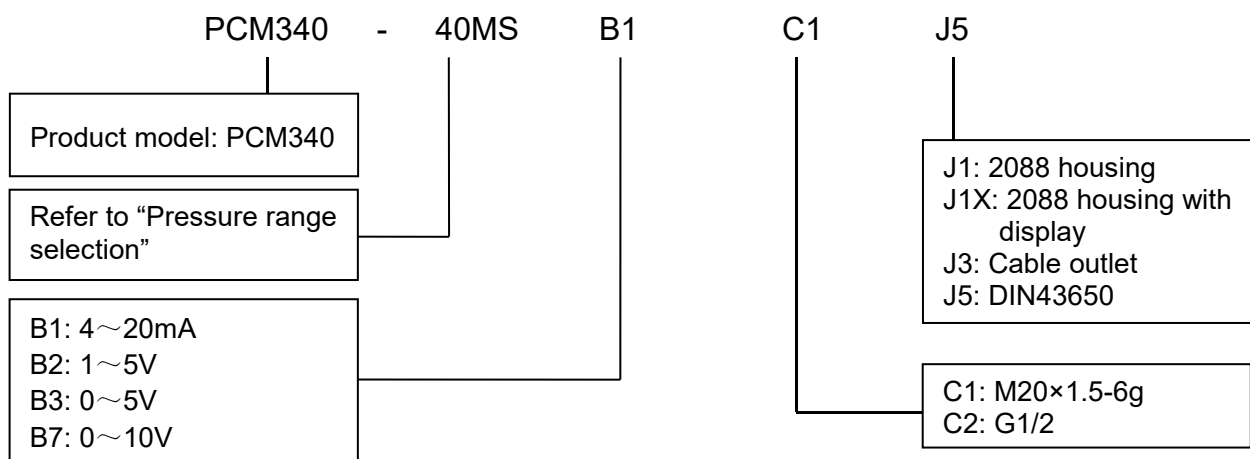
(1) This product can be directly installed on the pipe (or on the container wall) through the M20×1.5 connection; during the installation, the front end of the thread should be equipped with the red copper gasket or nylon gasket for the front end face sealing. Besides, the flush inductive head at the front end of the non-cavity pressure transmitter thread cannot touch the front end and side wall of the mounting part; Otherwise, the performance of the pressure transmitter will be effected.

(2) During the measurement of the medium with excess temperature, the press-leading tube or other cooling equipment should be used, so as to lower the temperature into the operating temperature range of the pressure transmitter.

(3) During the outdoor installation, try to put the transmitter in a dry and ventilated place, and avoid direct strong sunshine and rain, or else the performance will become poor or break down.

(4) If no output or abnormal output of the transmitter is found after the installation, please check:

- ① Whether the electrical connection is accurate and firm;
- ② Whether the supply voltage is too low and whether the load resistance is too high.

How to order


Example: PCM340-40MSB1C1J5

Refer to product model PCM340, pressure range 0~40MPa, power supply 24V, output signal 4~20mA, pressure connection M20×1.5-6g, DIN43650 connector.



Ordering tips

- (1) Please ensure the compatibility between the measured medium and the contacting part of the product when placing an order.
- (2) If there are special requirements for the product appearance or performance parameter, our company can provide customization.

Wotian reserves the right to make any change in this publication without notice. The information provided is believed to be accurate and reliable as of this product sheet.

Contact us

Nanjing Wotian Technology Co.,Ltd.

Website: www.wtsensor.com

Add: 5 Wenying Road, Binjiang Development Zone, Nanjing, 211161, China

Sales Manager: Wuzhou Lian

Email: wuzhou@wtsensor.net