

PC112K Flush Diaphragm Pressure Sensor with Clamp

Features


- Flush diaphragm pressure sensor with clamp structure
- Imported highly reliable pressure die
- A single time silicon oil isolated filling technology
- Compensation board filled with glue for protection against moisture
- All stainless steel housing material
- High accuracy, high reliability
- Strong anti-interference, good long-term stability
- 18 months warranty period

Applications

- Medical, food industry
- Environmental protection, chemical, coating
- Polyurethane equipment
- Industry standards supporting

Notes:

- 1 Do not touch the diaphragm with hard objects, which may cause damage to the diaphragm.
- 2 Please read the Instruction Manual of the product carefully before installation and check the relevant information of the product.
- 3 Strictly follow the wiring method for wiring, otherwise it may cause product damage or other potential faults.
- 4 Misuse of the product may cause danger or personal injury.



Product overview

PC112K pressure sensor adopts a single time silicon oil filling technology. The perceived pressure is transmitted to the pressure chip through the silicone oil to generate an electrical signal, and the compensation circuit corrects the pressure signal to a linear pressure signal. The clamp face diaphragm is exposed to direct pressure, which can prevent scaling, unsanitary and viscous pressure blockage. It is especially suitable for viscous fluid pressure and liquid level measurement in the medical and food industries. It is widely used in food, pharmaceutical, winemaking and other sanitary industries.

The company can customize products for customers, to make products of special structure and size. We have mature batch production lines, which can ensure production tasks be finished perfectly.

Notes:

- 1 Do not misuse documentation.
- 2 The information presented in this product sheet is for reference only. Do not use this document as a product installation guide.
- 3 Complete installation, operation, and maintenance information is provided in the instructions of the product.
- 4 Misuse of the product may cause danger or personal injury.

Electrical performance parameters

Pressure range	-100kPa~0~10kPa...10MPa
Pressure reference	Gauge pressure, Absolute pressure, Sealed gauge pressure
Excitation	1.5mA recommended for constant current, 10V recommended for constant voltage
Input impedance	Constant current: 2kΩ~5kΩ
Electrical connection	Gold-plated KOVAR pin or silicon soft wire
Compensated temp.	Constant current: 0°C~60°C(≤70kPa); -10°C~70°C(Other ranges)
Operating temp.	-40°C~120°C
Storage temp.	-40°C~120°C
Insulation resistance	≥200MΩ/250VDC
Response time	≤1ms(Up to 90%FS)
Measuring medium	All the liquids and gases compatible with 316L.
Mechanical vibration	20g(20~5000HZ)
Shock	100g(10ms)
Service life	1×10 ⁶ (cycles)

Structural performance parameters

Diaphragm material	316L
Housing material	316L
Filling oil	Medium Chain Triglycerides

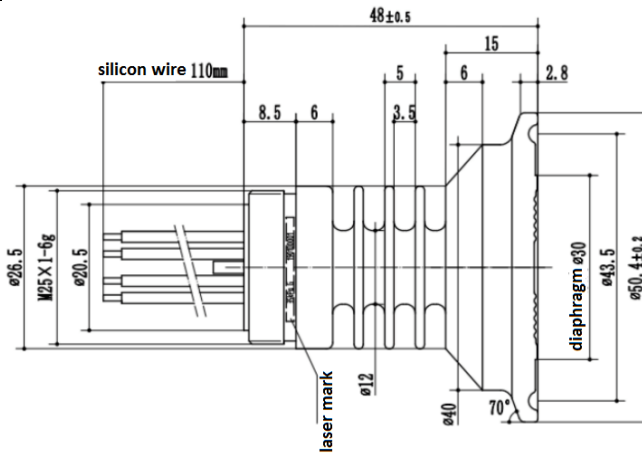
Basic parameters

Item	Condition	Min	Nominal	Max	Unit	Note
Nonlinearity		-0.3	±0.25	0.3	%FS	Note(1)
Hysteresis		-0.05	±0.03	0.05	%FS	
Repeatability		-0.05	±0.03	0.05	%FS	
Zero output		-2	±1	2	mV	
Full scale span output	10kPa Other ranges	30 60	90	150	mV	1.5mA excitation
Zero temp. coefficient	10kPa Other ranges	-2 -1.5	±1.5 ±0.75	2 1.5	%FS	Note(2)
Span temp. coefficient		-1.5	±0.75	1.5	%FS	Note(2)
Thermal hysteresis		-0.075	±0.05	0.075	%FS	Note(3)
Long term stability		-0.3	±0.2	0.3	%FS/Year	

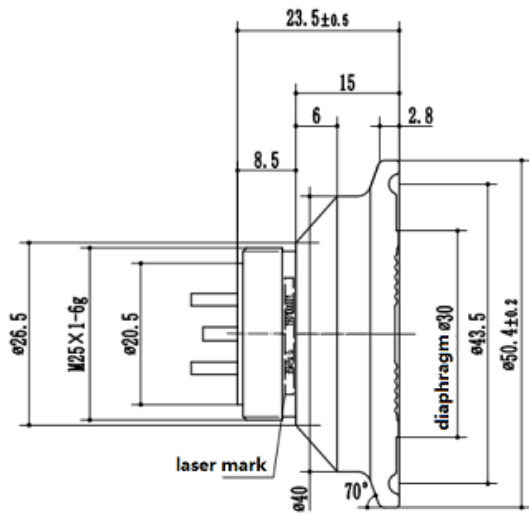
Note:

- (1) Calculate according to BFSL least square method.
- (2) In the compensated temperature range, refer to 30°C for 0°C~60°C and -10°C~70°C.
- (3) After passing high and low temperature, return to the reference temperature.

Structure and dimensions



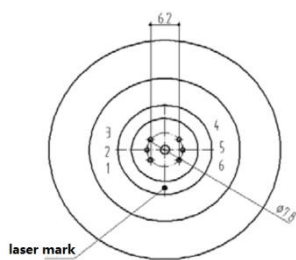
Wire color	Definition
Red	Excitation+(IN+)
Blue	Excitation-(IN-)
Yellow	Output+(OUT+)
White	Output-(OUT-)



How to choose cooling elements:

Medium temp.: -40 °C ~85 °C (without cooling elements)

Medium temp.: -40 °C ~150 °C (3 cooling elements)



Pin connection

Excitation+(IN+)	Pin3
Excitation-(IN-)	Pin5
Output+(OUT+)	Pin2
Output-(OUT-)	Pin4

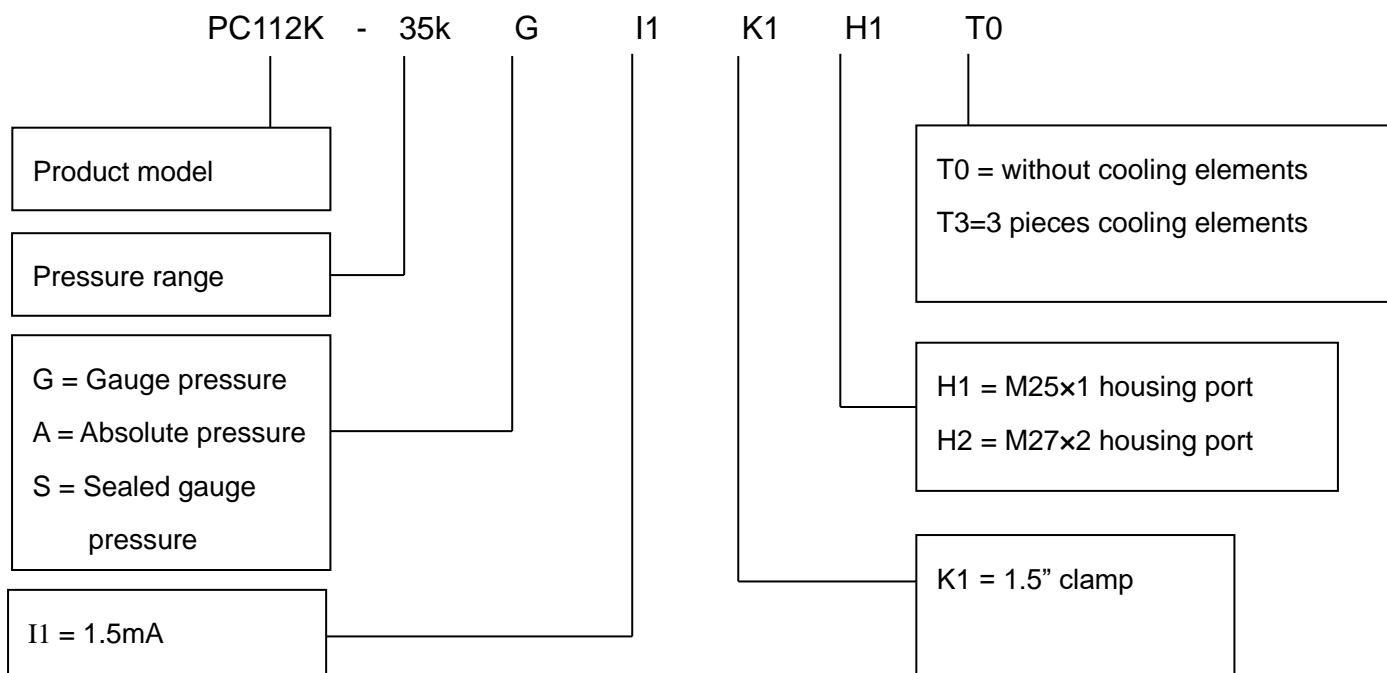
Pressure range selection

Code	Pressure reference	Pressure range	Overpressure	Burst pressure
10k	G	0~10kPa	300%FS	600%FS
20k	G	0~20kPa	300%FS	600%FS
35k	G	0~35kPa	300%FS	600%FS
70k	G	0~70kPa	300%FS	600%FS
100k	G, A	0~100kPa	200%FS	500%FS
160k	G, A	0~160kPa	200%FS	500%FS

250k	G, A	0~250kPa	200%FS	500%FS
400k	G	0~400kPa	200%FS	500%FS
600k	G	0~600kPa	200%FS	500%FS
1M	G	0~1MPa	200%FS	500%FS
1.6M	G, S	0~1.6MPa	200%FS	500%FS
2.5M	G, S	0~2.5MPa	200%FS	500%FS
4M	S	0~4MPa	200%FS	400%FS
6M	S	0~6MPa	200%FS	400%FS
10M	S	0~10MPa	200%FS	400%FS
N5k	Omitted	-100~250kPa	750kPa	1.25MPa
N7k	Omitted	-100~600kPa	1.2MPa	3MPa
N8M	Omitted	-0.1~1MPa	2MPa	5MPa
N9M	Omitted	-0.1~1.6MPa	3MPa	9MPa
N10M	Omitted	-0.1~2.5MPa	5MPa	12.5MPa

Note: G: Gauge pressure, A: Absolute pressure, S: Sealed gauge pressure

How to order



Example: PC112K-35kGI1K1H1T3

Refer to product model PC112K, with pressure range 35kPa, gauge pressure, 1.5mA constant current excitation, 1.5" clamp, 3 pieces cooling elements, and rear thread M25x1.

Ordering tips:

- 1 Pressure range can be selected higher or lower than actual conditions but should be within $\pm 30\%$ FS.
- 2 Pressure reference consists of gauge pressure, absolute pressure and sealed gauge pressure.



- (1) Gauge pressure is based on the current atmospheric pressure. Generally, it refers to the measurement of pressure which is greater than the current atmospheric pressure. Negative pressure is a special case of gauge pressure. It refers that there is such working condition that the pressure of work site is lower than the current atmospheric pressure.
 - (2) Absolute pressure is based on vacuum.
 - (3) As for sealed gauge pressure, PC10 uses absolute pressure die for gauge pressure product based on the atmospheric pressure of production site. For pressure range above 6MPa, gauge pressure cannot be selected, but only sealed gauge pressure.
- 3 Confirm the maximum overload of the applied system, which should be less than the overload protection limit of the sensor, otherwise it will affect the product life or even damage the product.
- 4 The commonly used compensation of the product is 1.5mA constant current compensation. Suggest selecting the option with priority.
- 5 The material and process for manufacturing negative pressure sensors are different from those of positive pressure sensors. So gauge pressure sensors cannot be used as substitute of negative pressure sensors.
- 6 For special requirements on performance parameters and functions of the product, please contact us.

Wotian reserves the right to make any change in this publication without notice. The information provided is believed to be accurate and reliable as of this product sheet.

Contact us

Nanjing Wotian Technology Co.,Ltd.

Website: www.wtsensor.com

Add: 5 Wenying Road, Binjiang Development Zone, Nanjing, 211161, China

Sales Manager: Wuzhou Lian

Email: wuzhou@wtsensor.net