

# PCM710 Intelligent Pressure Switch

## Features

- High precision
- Adjustable response time
- NPN, PNP compatible, free switching
- Button operation, shortcut button for one-click zero calibration, fast unit switching
- OLED shows the current pressure
- LED for node action, easy to observe

## Applications

- Hydropower
- Chemical industry
- City water supply
- Scientific research
- Accurate measurement and control of pressure of fluids

### Notes:

- 1 Do not touch the diaphragm with hard objects, which may cause damage to the diaphragm.
- 2 Please read the Instruction Manual of the product carefully before installation and check the relevant information of the product.
- 3 Strictly follow the wiring method for wiring, otherwise it may cause product damage or other potential faults.
- 4 Misuse of the product may cause danger or personal injury.



## Product overview

PCM710 Intelligent Pressure Switch is an intelligent pressure measurement & control product which integrates pressure measurement, display, output and control. This product is in full-electronic structure. The piezoresistive silicon pressure sensor is adopted in the front end. The output signal is processed by the amplifier with high precision and low temperature drift, and then sent into high precision A/D converter. Through arithmetic processing by microprocessor, the output signal is displayed on site with 2-way switch quantity and 4 ~ 20mA analog quantity, accomplishing the measurement and control for the control system pressure.

This intelligent digital pressure controller has advantages of flexible use, simple operation, easy commissioning and high safety and reliability. It is widely used in hydropower, tap water, petroleum, chemical, mechanical, hydraulic and other industries for the measurement, display and control of pressure of fluid media.

**Notes:**

- 1 Do not misuse documentation.
- 2 The information presented in this product sheet is for reference only. Do not use this document as a product installation guide.
- 3 Complete installation, operation, and maintenance information is provided in the instructions of the product.
- 4 Misuse of the product may cause danger or personal injury.

**Performance parameters**

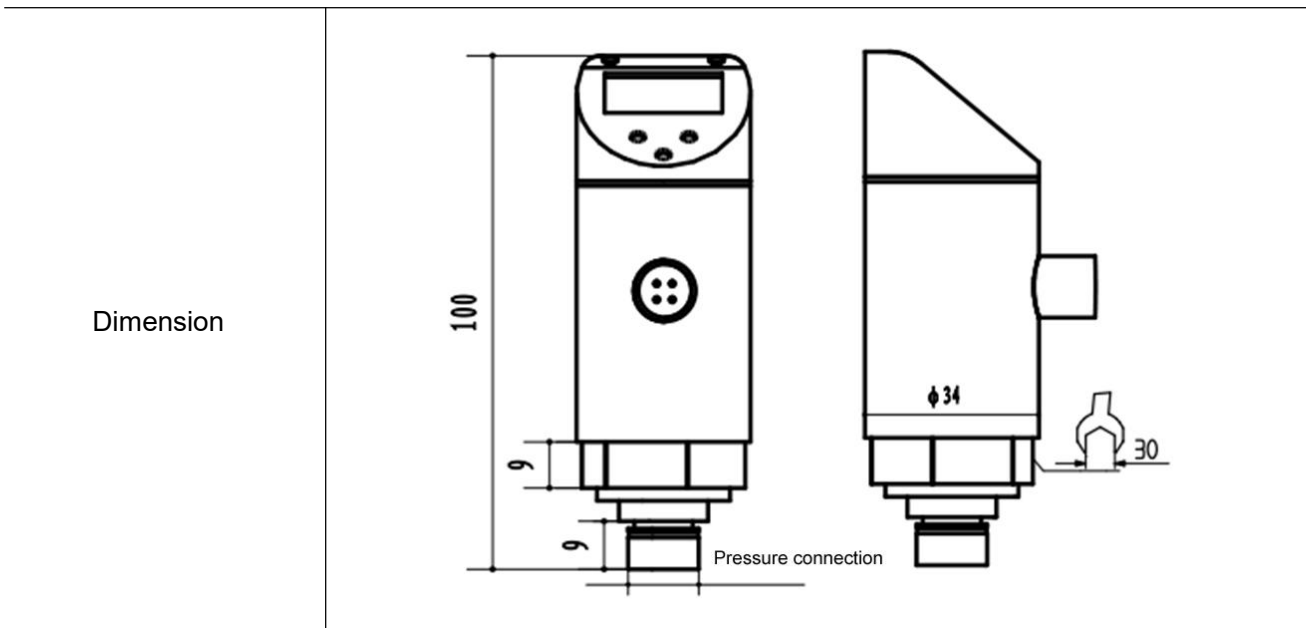
Pressure range	0~10kPa...40MPa
Overload capability	150~300%FS
Accuracy	±0.5%FS
Power supply	12~30V, 24V recommended
Display mode	OLED display of 4 digits
Output mode	2-way switch quantity, NPN and PNP compatible + 4~20mA
Load capacity	≤24V 1.2A
Power consumption	≤15mA
Operating temp.	-25℃~80℃
Storage temp.	-40℃~100℃
Response time	≤20ms
Insulation	100MΩ/250VDC

**Structural performance parameters**

Housing material	304
Medium compatibility	Liquid contacting diaphragm 316L, pressure port 304

**Outline dimension**

In mm



## Wring method

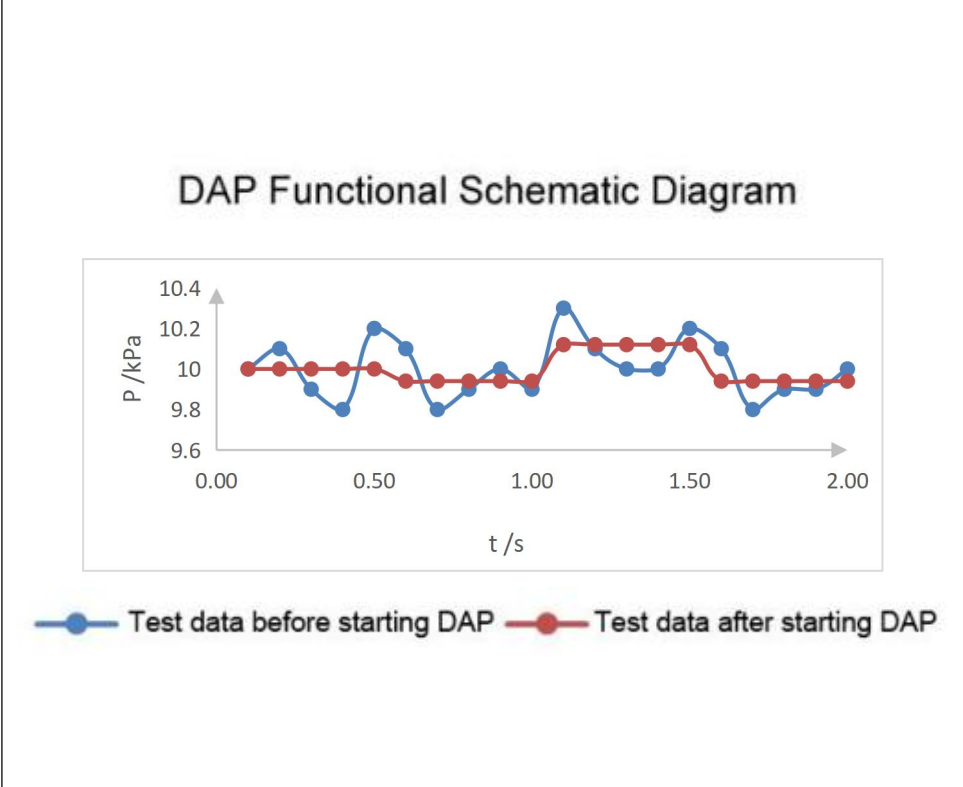
Wring method		
M12×1	Wiring definition	Wiring diagram
	<p>1: VCC (Supply +)                  2: SP2 (Switch 2)                  3: GND (Supply -)                  4: SP1 (Switch 1)                  5: 4~20mA</p>	<div style="text-align: center;"> <p>PNP output wiring diagram</p> </div> <hr/> <div style="text-align: center;"> <p>NPN output wiring diagram</p> </div>

## Signal interference suppression

**DAP**  
**damping mechanism:**

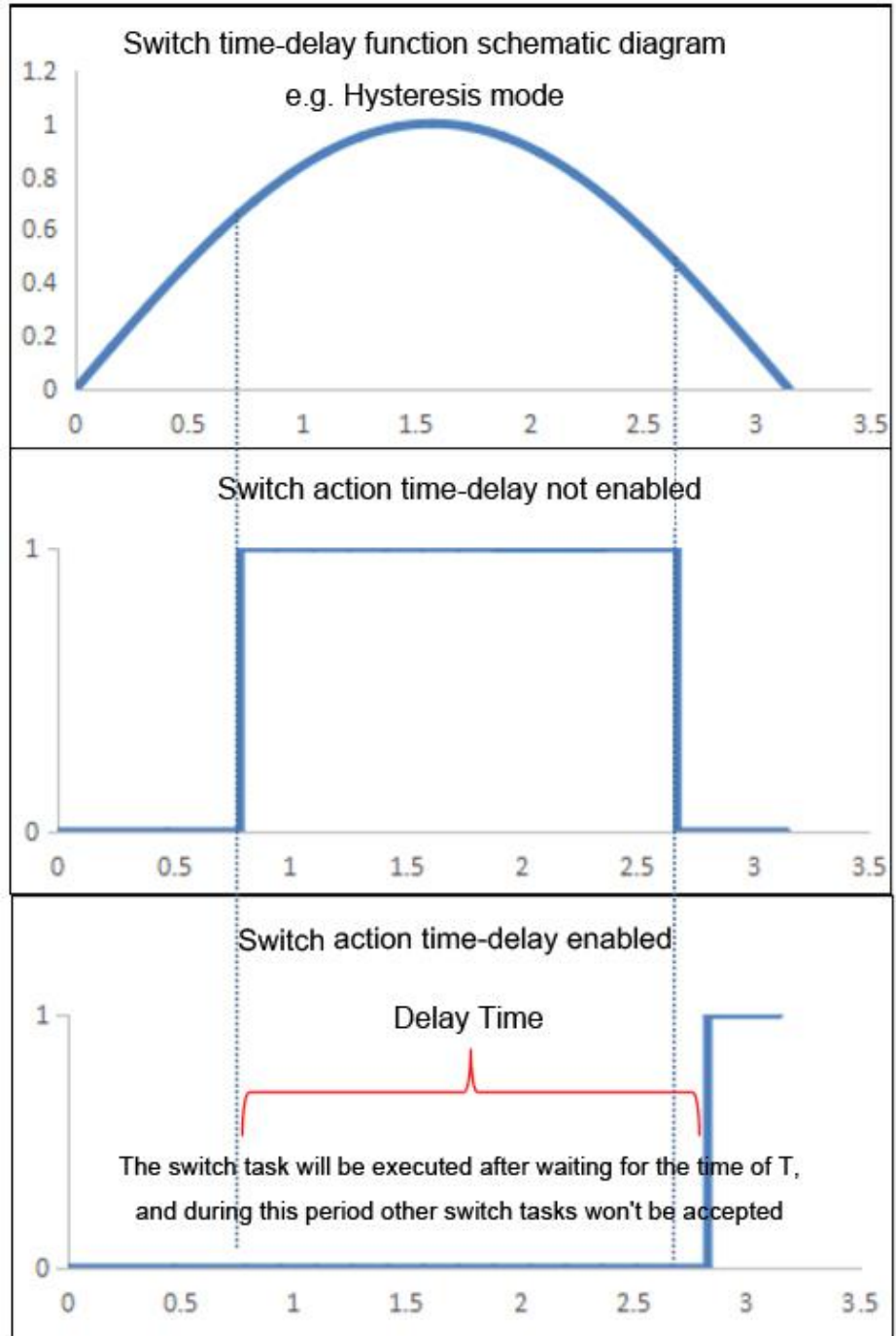
As the switch action determination basis, the current pressure measurement value sampling frequency is programmable. When DAP starts, the pressure sampling data will be the average pressure value over a period of time.

The low sampling frequency can effectively restrain the high frequency pressure signal noise.



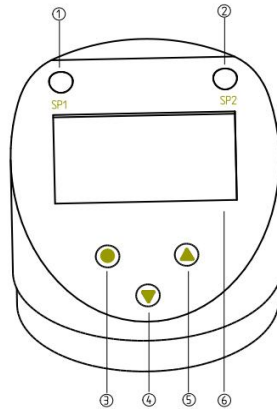
**Switch action time-delay mechanism:**

When the pressure switch captures a switch action task, the user can select to adopt the instantaneous switch action or the subsequent action after the delayed t/s. During the delayed time, the pressure switch doesn't respond to any switch operation, so as to avoid repeated switch actions.



## Fast operating mode

When the system is under the normally displayed pressure, the functions of fast zero point correction and fast unit switchover can be realized by pressing [▲]/[▼].



### Operating instructions for the keys

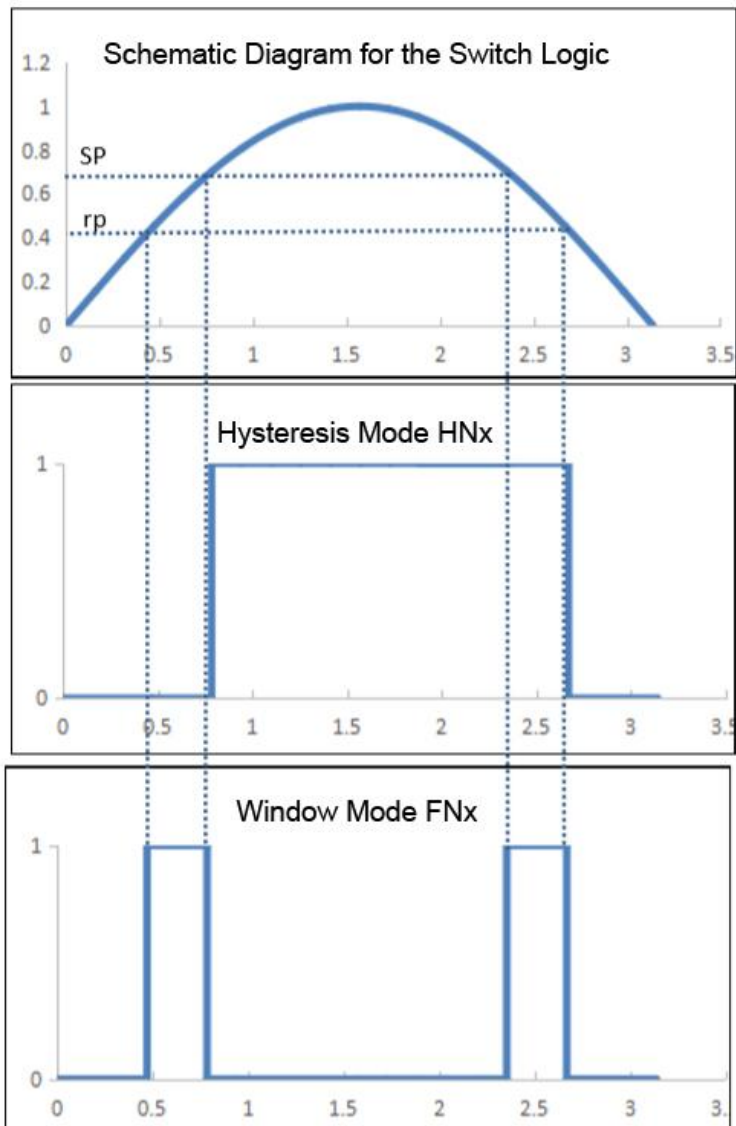
- When the pressure is displayed normally
  - ③ [●] Short-press to call out the menu interface
  - ④ [▼] Long-press the fast zero point correction
  - ⑤ [▲] Short-press the fast unit switchover
- When entering the menu interface
  - [●] OK/Exit
  - Long-press [▲] [▼] to edit the data

## Switch action characteristics

Supporting two kinds of switching modes:

1. Hysteresis mode
2. Window mode

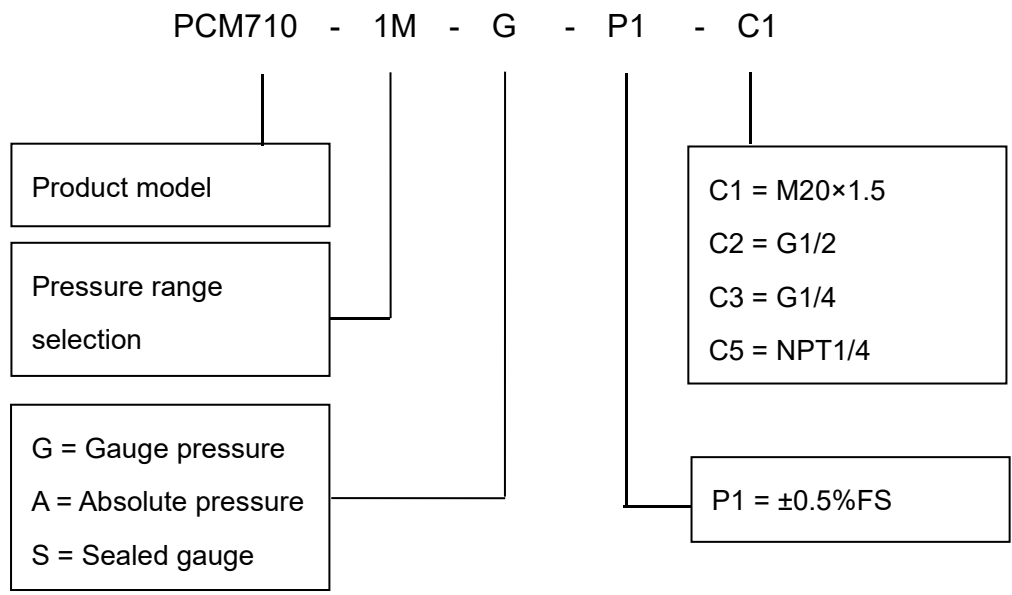
Normally open/Normally closed options



**Pressure range selection**

Pressure range code	Pressure reference	Pressure range	Overpressure % FS	Burst pressure %FS
10k	G	0~10kPa	300	600
35k	G	0~35kPa	300	600
100k	G, A	0~100kPa	200	500
250k	G, A	0~250kPa	200	500
600k	G, A	0~600kPa	200	500
1.0M	G, A	0~1.0MPa	200	500
2.5M	G, S, A	0~2.5MPa	200	500
6M	S	0~6MPa	200	400
10M	S	0~10MPa	200	400
25M	S	0~25MPa	150	300
40M	S	0~40MPa	150	300

**How to order**



Example: PCM710-1MGP1C1

Refer to PCM710 Pressure Switch, with pressure range 1MPa, gauge pressure, accuracy ±0.5%FS, and pressure connection M20×1.5.

<b>Name</b>	<b>Specifications</b>
M12×1 female with wire	M12×1 female 5-pin with wire 2m

## Ordering tips

1. Please ensure the compatibility between the measured medium and the contacting part of the product when placing an order.
2. If there are special requirements for the product appearance or performance parameter, our company can provide customization.

Wotian reserves the right to make any change in this publication without notice. The information provided is believed to be accurate and reliable as of this product sheet.

## Contact us

Nanjing Wotian Technology Co.,Ltd.

website: [www.wtsensor.com](http://www.wtsensor.com)

Add: 5 Wenying Road, Binjiang Development Zone, Nanjing, 211161, China

E-mail: [dr@wtsensor.com](mailto:dr@wtsensor.com)