

# PCM266 Smart Submersible Level Transmitter

## Features

- Piezoresistive diffused silicon pressure sensor
- Probe insertion measurement method, easy to install
- For level measurement
- Multiple protective structure design, high protection ability
- LCD option
- Variety of styles, suitable for various industrial applications
- Anti-corrosion stainless steel material adopted, suitable for many occasions

## Applications

Static pressure level, liquid irrigation, sewage, industrial water, pool, well, river, sea water, lake, etc

### Notes:

- 1 Do not touch the diaphragm with hard objects, which may cause damage to the diaphragm.
- 2 Please read the Instruction Manual of the product carefully before installation and check the relevant information of the product.
- 3 Strictly follow the wiring method for wiring; otherwise it may cause product damage or other potential faults.



## Product overview

PCM266 Smart Submersible Level Transmitter accurately measures static pressure of the liquid proportional to the level depth using high performance piezoresistive diffused silicon pressure sensor as the measuring element. The result is converted to standard current or voltage signal output through signal conditioning circuit, establishing the linear corresponding relation between the output signal and liquid depth to complete the measurement of the liquid depth. The product has advantages of high precision and small volume. Submerge it directly into liquid, the height between the end of the transmitter to the liquid surface is measured easily. The product is applicable to the measurement and control of the liquid level in the petroleum, chemical industry, power plant, urban water supply and hydrological exploration fields.

PCM266 has passed long-term aging and stability screening with stable and reliable performance and can be used in harsh outdoor environment. Meanwhile, it can display liquid level on site. Zero shift and full scale span shift available. Hart and RS485 protocols are available.

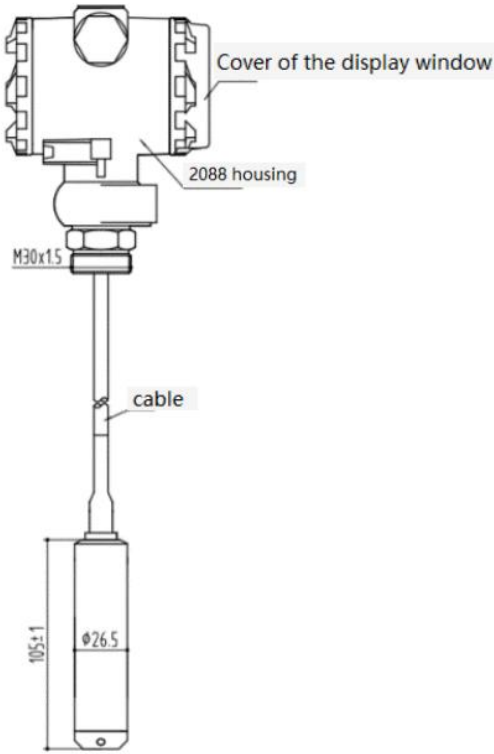
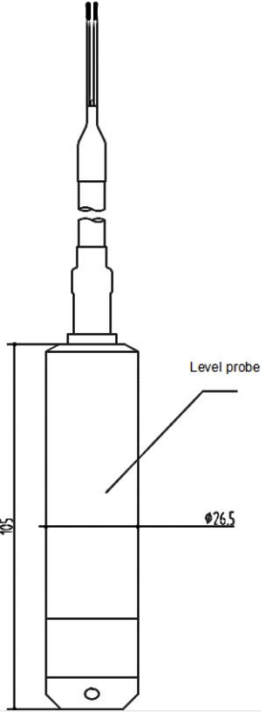
### Notes:

- 1 Do not misuse documentation.
- 2 The information presented in this product sheet is for reference only. Do not use this document as a product installation guide.
- 3 Complete installation, operation, and maintenance information is provided in the instructions of the product.
- 4 Misuse of the product may cause danger or personal injury.

## Performance parameters

Pressure range	0~1m...5m...20mH2O			
	Other pressure range can be customized			
Supply & output	12~36V supply:4~20mA+Hart, RS485-MODBUS output			
Operating temp.	-20℃~85℃			
Medium temp.	-10℃~70℃			
Storage temp.	-40℃~125℃			
Zero temp. coefficient	Range	±1.5%FS (-10~70℃)	Range	±3%FS(0~60℃)
Span temp. coefficient	>4mH2O	±1.5%FS (-10~70℃)	1~4mH2O	±3%FS(0~60℃)
Overpressure	200%FS~300%FS			
Mechanical vibration	20g, 25Hz~2kHz; IEC 60068-2-6			
Shock	10g/11ms; IEC 60068-2-27			
Overall Accuracy	≤±0.5%FS (Range>1mH20) ; ≤±1%FS (Range:1mH20)			
Insulation	200MΩ/250VDC			
Long term stability	±0.2%FS/year			
Protection	IP68			
Material	stainless steel for level probe			
	Polyurethane wire for cable			
Medium compatibility	All kinds of media compatible with stainless steel 304			

## Electrical connection and wiring method

Code	J1X: 2088 housing with display	J3: Cable outlet
Dimension In mm		

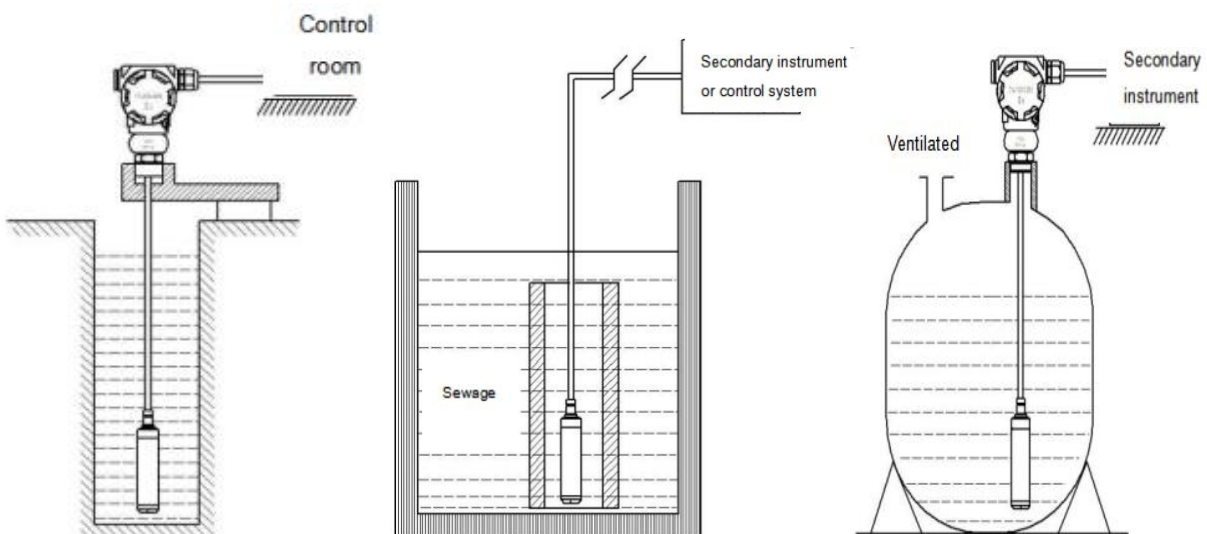
<p>Wiring method (4~20mA+ HART)</p>	<p>2 non-polar wires</p>	<p>Red wire: Vin Green wire: Iout</p>
<p>Wiring method (RS485- MODBUS)</p>	<p>connection</p> <p>24V电源 RS485</p>	<p>Red wire: V+ Green wire: V- Yellow wire: RS485-A White wire: RS485-B</p>

**Product selection and installation instructions (for reference only)**

**1. Product selection**

It is recommended to use the 2088 housing type liquid level transmitter for outdoor conditions. If the direct lead type liquid level transmitter is selected for outdoor conditions, the customer terminal needs to be connected to a waterproof junction box or other sealing measures.

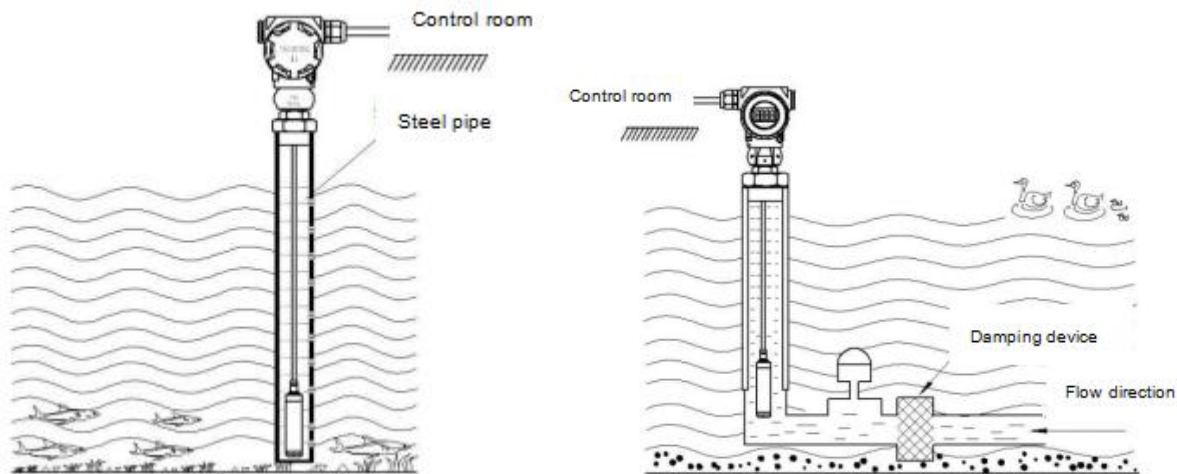
**2. Installation in still water (deep wells, pools, liquid tanks, etc.)**



**Installation tips:**

- 1) When measuring the level of stationary fluid in an open container, place the level transmitter vertically into the bottom of the container and secure the cable connecting the transmitter to the junction box at the opening of the container.
- 2) When the medium viscosity is relatively large (such as sewage pool), casing or bracket can be installed to ensure that the transmitter can be put into the bottom of the container.
- 3) When doing an open-air installation, the terminal box of the transmitter should be placed in a ventilated and dry place to avoid direct exposure to light and rain, which may cause the shell temperature to be too high or water to get inside and damage the internal circuit board.

**2. Installation in moving water (rivers, lakes, etc.)**



**Installation tips:**

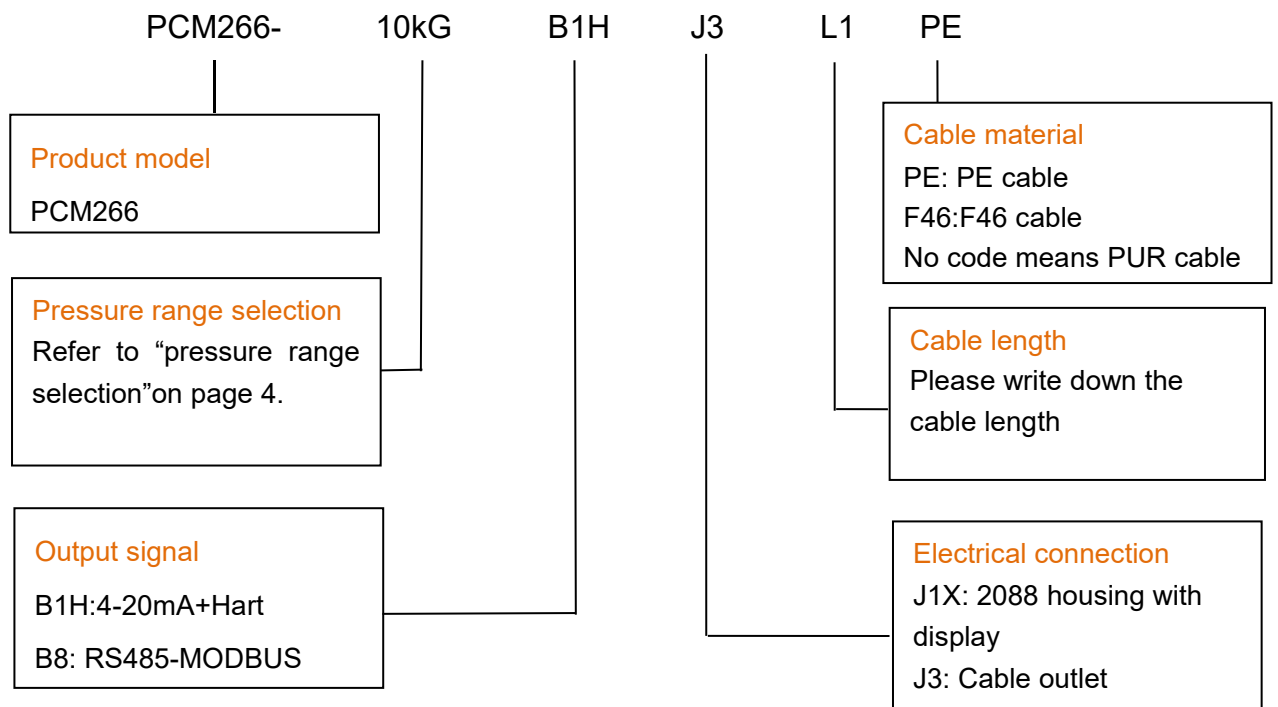
- 1) When measuring the water level in flowing water, when the medium fluctuates greatly, a steel pipe can be inserted in the water channel with an inner diameter of about 5cm. Make several holes of about  $\Phi 5$  in diameter on the side of the immersed pipe opposite to the flow direction to allow water to enter the pipe and fix the cable and junction box at the outlet of the pipe.
- 2) When the medium of the water channel fluctuates greatly or the sediment is large, a damping device can be installed to filter the sediment, eliminate the adverse effects of dynamic pressure and wave and ensure the measurement accuracy.

Pressure range selection					
Pressure range	Pressure reference	Pressure range code	Overpressure	Burst pressure	Remark
$\leq 1\text{m H}_2\text{O}$	G	10kG	300%FS	600%FS	
$< 4\text{m H}_2\text{O}$	G	35kG	300%FS	600%FS	
$< 7\text{m H}_2\text{O}$	G	70kG	300%FS	600%FS	
$\leq 12\text{m H}_2\text{O}$	G	100kG	300%FS	600%FS	
$\leq 18\text{m H}_2\text{O}$	G	160kG	300%FS	600%FS	
$\leq 20\text{m H}_2\text{O}$	G	250kG	300%FS	600%FS	

## Cable length selection

Pressure range code	Standard cable length	Code	Definition
10kG	Cable length 1 meter	L1	Please inform us if you need longer cable.
35kG	Cable length 1 meter	L1	
70kG	Cable length 1 meter	L1	
100kG	Cable length 1 meter	L1	
160kG	Cable length 1 meter	L1	
250kG	Cable length 1 meter	L1	

## How to order



Example: PCM266-10kGB1HJ3L1-PE

PCM266: product model. 10kG: pressure range. B1H: output signal 4-20mA+Hart. J3: electrical connection cable outlet. L1: cable length 1m .PE:Cable material PE cable.

Note: The cable is PUR cable if not specified.

### Optional accessories

1. The part of cable exceeding the standard cable length
2. PCM260 anti-blocking protective cover (with filter)
3. Protective cap hole blocking plate

Wotian reserves the right to make any change in this publication without notice. The information provided is believed to be accurate and reliable as of this product sheet.



## Contact us

Nanjing Wotian Technology Co.,Ltd.

Website: [www.wtsensor.com](http://www.wtsensor.com)

Add: 5 Wenyong Road, Binjiang Development Zone, Nanjing, 211161, China

E-mail: [dr@wtsensor.com](mailto:dr@wtsensor.com)