

PCM262 Gas Collection Barrel Submersible Level Transmitter

Features

- Gas collection barrel type level probe
- Piezoresistive diffused silicon sensor
- Probe immersion type measurement method for easy installation
- Measurement of high temperature medium
- All-metal armoring and high-strength steel pipe structure
- Multiple protective structure design, high protection ability
- LED option
- Anti-corrosion stainless steel material adopted and suitable for many occasions

Applications

- Static pressure level, liquid tanks, sewage, industrial water, pools, wells, rivers, seawater, lake

Notes:

- 1 Do not touch the diaphragm with hard objects, which may cause damage to the diaphragm.
- 2 Please read the Instruction Manual of the product carefully before installation and check the relevant information of the product.
- 3 Strictly follow the wiring method for wiring, otherwise it may cause product damage or other potential faults.
- 4 Misuse of the product may cause danger or personal injury.



Product overview

PCM262 gas collection barrel type of submersible level transmitter consists of stainless steel gas collection barrel, stainless steel capillary and 2088 junction box. The sensor and signal processing circuit are designed in the junction box, and the collection barrel should be put into the tested liquid to collect pressure signals. The level pressure signal collected by the gas in the gas collection barrel is transmitted to the sensor through the stainless steel capillary, thus avoiding the direct contact between the sensor and the measured medium. It is suitable for high temperature corrosion and other occasions, and effectively solves the problem of high temperature corrosion liquid and sewage level measurement.

PCM262 gas collection barrel type of submersible level transmitter is widely used in environmental protection, water conservancy, variable frequency water supply, industrial process control, chemical industry and other fields of level measurement and control. If it is used to measure the medium such as sewage or silt, filtrating screen cover can be installed based on customer's requirement.

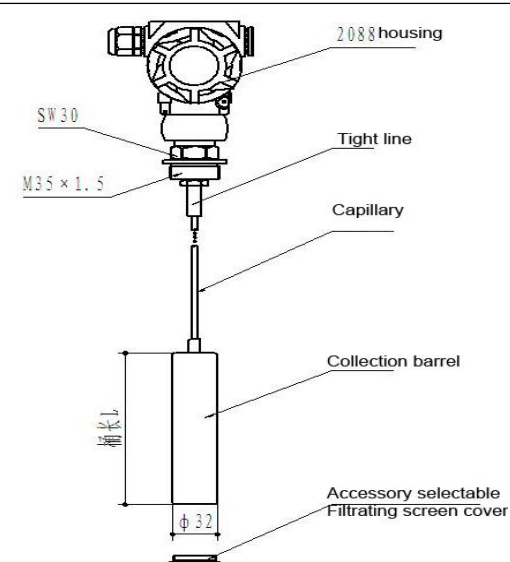
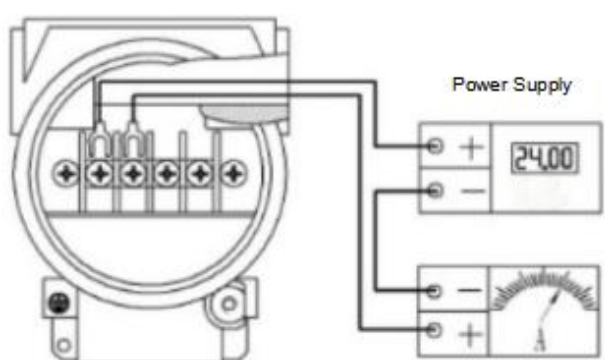
Notes:

- 1 Do not misuse documentation.
- 2 The information presented in this product sheet is for reference only. Do not use this document as a product installation guide.
- 3 Complete installation, operation, and maintenance information is provided in the instructions of the product.

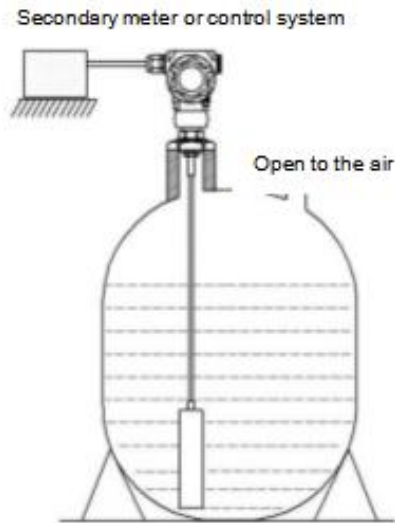
Performance parameters

Pressure range	0m~1m...20m H ₂ O
Supply & output	4~20mA (18~36V)
	4~20mA with display (12~36V)
Operating temp.	-20℃~85℃
Medium temp.	-20℃~100℃
Storage temp.	-40℃~125℃
Compensated temp.	0℃~60℃
Zero temp. coefficient	±1.5%FS (within compensated temp.)
Span temp. coefficient	±1.5%FS (within compensated temp.)
Mechanical vibration	20g (20~5000HZ)
Shock	100g/11ms
Accuracy	0.5%FS
Insulation	≥100MΩ/250VDC
Response time	≤1ms (Up to 90%FS)
Long term stability	±0.2%FS/year
Protection	IP68
Material	Low copper aluminum alloy for junction box; all stainless steel for level probe
	All stainless steel for capillary
Medium compatibility	All kinds of medium compatible with stainless steel 304

Dimension and electrical connection

Dimension In mm	Electrical connection
	 <p style="text-align: center;">Current output</p>

Installation instructions (for reference only)



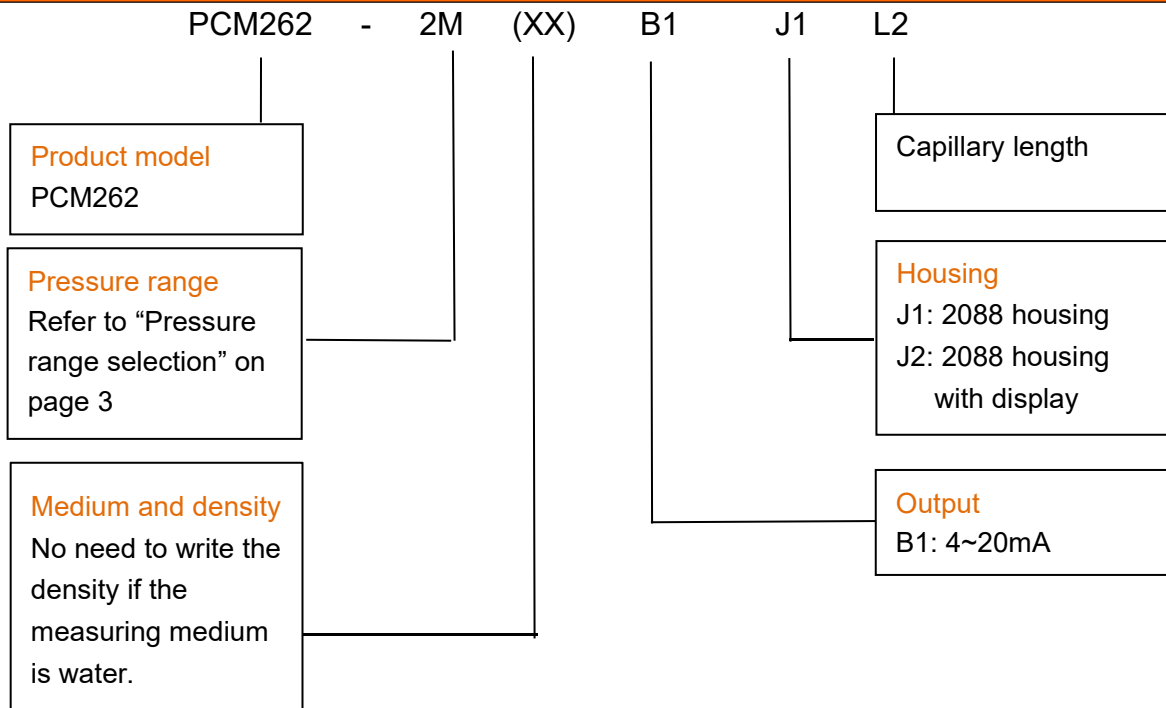
Installation tips:

1. The probe should be placed vertically into the water, and the angle between it and the vertical line should not exceed 30° .
2. The capillary cannot be flooded. If water is accumulated in the capillary, please remove the probe for drainage.
3. The capillary is thin, so it cannot be bent repeatedly.
4. If there are many impurities in the measured medium, it is recommended to select the filtrating screen cover.

Pressure range selection

Pressure range code	Pressure reference	Pressure range	Overpressure	Burst pressure	Remark
1M	G	1m H ₂ O	300%FS	600%FS	
1.5M	G	1.5m H ₂ O	300%FS	600%FS	
2M	G	2m H ₂ O	300%FS	600%FS	
3M	G	3m H ₂ O	300%FS	600%FS	
4M	G	4m H ₂ O	300%FS	600%FS	
5M	G	5m H ₂ O	300%FS	600%FS	
6M	G	6m H ₂ O	300%FS	600%FS	
8M	G	8m H ₂ O	300%FS	600%FS	
10M	G	10m H ₂ O	200%FS	500%FS	
20M	G	20m H ₂ O	200%FS	500%FS	

How to order



Example: PCM262-2MB1J1L2

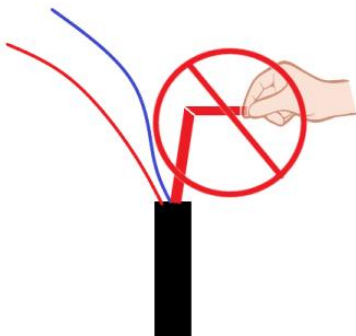
Refer to product model PCM262, with pressure range 2m H₂O, output signal 4~20mA, 2088 housing, capillary length 2m. Please be noted that the standard capillary length is equal to pressure range. If longer capillary is needed, please indicate it in the purchase order or contact sales manager.

Accessories

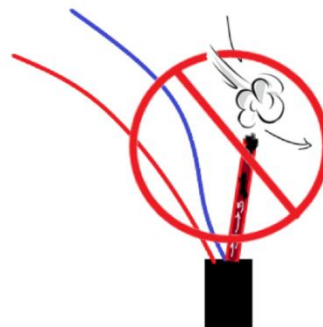
1. Anti-blocking protective cover (including filtrating screen cover) for PCM262 submersible level Transmitter

Cautions

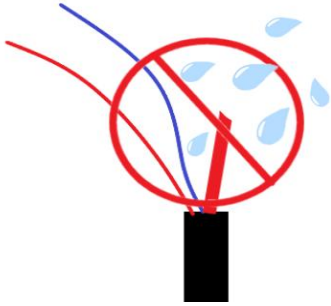
When using the level transmitter, the vent tube should be open to the air. Please be noted that the vent tube cannot be clogged or bent. The vent tube should be treated with waterproof and dust-proof, or the transmitter will not function normally or even be damaged.



Do not bend the vent tube.



Do not clog the vent tube.



Do not expose the vent tube to rain or water.

Contact us

Nanjing Wotian Technology Co.,Ltd.

Website: www.wtsensor.com

Add: 5 Wenying Road, Binjiang Development Zone, Nanjing, 211161, China