

PCMPT01&PCMPT02&PCMPT03 Series

Economical Melt Pressure Transmitter

Features

- Signal output: 4~20mA, 0~10V, 0~5V
- Accuracy grade: $\pm 1.0\%$ F.S
- Special diaphragm coating
- IP65 ingress protection
- 80% internal calibration

Applications

- Injection molding industry
- Chemical fiber industry



Product overview

PCMPT01&PCMPT02&PCMPT03 series economical melt pressure transmitter series is specially designed for pressure measurement at high temperature in the injection molding industry, special diaphragm and highly anti-abrasive coating of which enable it to work normally at high temperature up to 320°C. This series is installed in the manner of standard threaded connection and has many advantages like high stability and long service life.

Notes:

- 1 Do not touch the diaphragm with hard objects, which may cause damage to the diaphragm.
- 2 Please read the Instruction Manual of the product carefully before installation and check the relevant information of the product.
- 3 Strictly follow the wiring method for wiring, otherwise it may cause product damage or other potential faults.
- 4 Misuse of the product may cause danger or personal injury.

Notes:

- 1 Do not misuse documentation.
- 2 The information presented in this product sheet is for reference only. Do not use this document as a product installation guide.
- 3 Complete installation, operation, and maintenance information is provided in the instructions of the product.
- 4 Misuse of the product may cause danger or personal injury.

Performance parameters

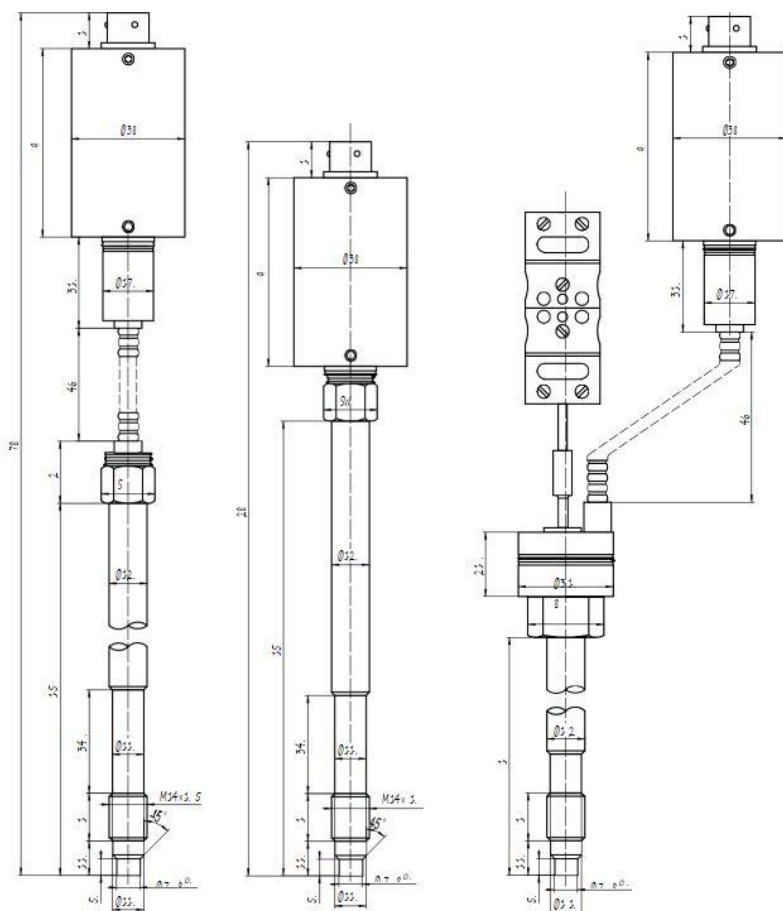
Input Voltage	24VDC(12~36VDC)
Output	4~20mA, 0~10V, 0~5V
Accuracy Grade	$\pm 1.0\%$ F.S
Pressure Range	Refer to below pressure range form
Pressure Unit	MPa (default), psi, bar
Overload Capacity	1.5 times rated pressure
Zero Temp Drift	0.005MPa/°C

Electrical Environmental Temp	-20~85℃
Bridge Resistance	350Ω
Diaphragm Materia	15-5PH
Diaphragm Temp	320℃
E-Connection	5-pin standard aviation connector
Mounting Torque	40N.m Max
Process Connection	M14×1.5
Protection Level	IP65
Temperature Measurement type	E, J, K type or Pt100

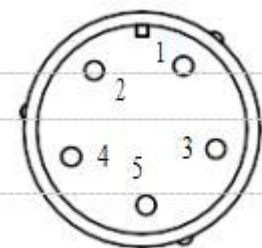
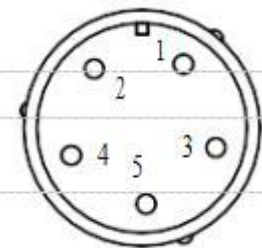
Pressure range selection

Pressure range code	Pressure Range
1.5M	10MPa、1500psi、100bar
3M	20MPa、3000psi、200bar
5M	35MPa、5000psi、350bar
7.5M	50MPa、7500psi、500bar
10M	70MPa、10000psi、700bar
15M	100MPa、15000psi、1000bar

Dimension



E- Connection

5-Pin Connector	Voltage Output Signal(0-5V, 0-10V)				
	1	2	3	4	5
	S+	E+	S-	E-	CAL
	Blue	Red	White	Yellow	Black
5-Pin Connector	Current Output Signal(4-20mA)				
	1	2	3	4	5
	E-	E+		CAL	CAL
	Blue	Red		Yellow	Black

How to order

PCMPT03 -5M -B- M14- 6 -80- MA -J

Product model

01: rigid stem type
02: flexible type
03: flexible type

Pressure range

Refer to "Pressure range selection" on page 2

Pressure unit

Default: MPa
P: psi
B: bar

Process Connection

1/2: 1/2-20UNF
M14: M14×1.5
M18: M18×1.5
M22: M22×1.
(movable screw thread)

Temperature Measurement type

J: J type
K: K type
E: K type
RTD1: PT100

Signal Output

MA: 4-20mA
10V: 0-10V
5V: 0-5V

Flexible Length

Default: 0mm (0 inches)
(only for PT111B series)
80: 460mm (18inches)
30: 760mm (30inches)

Rigid Stem Length

6: 152mm (6 inches)
0: 229mm (9 inches)
12: 318mm (12.5 inches)
15: 381mm (15 inches)
18: 460mm (18 inches)

**Example: PCMPT03-5M-B-M14-6-80-MA-J**

The product model is PCMPT03.5M is the pressure range code(detailed pressure range please refer to the pressure range selection on page 2, B is pressure unit bar, M14 is pressure connection M14×1.5, 6 is rigid stem length 152mm (6 inches), 80 is flexible length 460mm(18 inches), MA is signal output 4-20mA, J is Temperature Measurement J type

Ordering tips:

Ensure compatibility between measured media and contacting part of product when placing an order.

Wotian reserves the right to make any change in this publication without notice. The information provided is believed to be accurate and reliable as of this product sheet.

Contact us

Nanjing Wotian Technology Co.,Ltd.

Website: www.wtsensor.com

Add: 5 Wenying Road, Binjiang Development Zone, Nanjing, 211161, China

E-mail: dr@wtsensor.com